

BICOM® – The number 1 in Bioresonance

# BICOM® optima

Unique and groundbreaking



Even more intensive  
Even better toleration of the therapy  
Even more time saving



# BICOM<sup>®</sup> optima

Unique and groundbreaking:

- A new important level of treatment:  
The low deep frequency range

135 new programs in the low deep frequency range. Due to complex technical developments it has become possible to enlarge the frequency spectrum in the range of 1 – 25 Hz. For this reason the low deep frequency range is available for the bioresonance therapy. This is an extremely important frequency range where also the brain oscillations are located. As the brain is the superior coordination centre of the organism we can assume that by treating in the low deep frequency range this level can be reached too and in this way we can achieve for instance a regulation or removal of blockages on the coordination level which so far could not be reached therapeutically.

- A further therapy module integrating a second input  
(2<sup>nd</sup> channel)

With this module it has become possible to apply the information of stabilising substances such as ampoules from the 5 Functional Circuits test kit (5 Elements), organ ampoules or other supporting medication simultaneously with the therapy using the body's own frequency patterns. In this way the stressed organ systems can be stabilised and supported in a time saving way and possible first deteriorations can be minimised.

- Stored substance complexes

The over 400 stored substance complexes in the device refer to information of therapeutic agents for different clinical pictures from different medical fields. You can call them up in the display in alphabetical order or according to categories (medical fields) and apply them in addition to the bioresonance therapy to your patient.

- Over 220 stored program sequences

The program sequences are useful bioresonance program combinations for different clinical pictures from the human, dental and veterinary field. These program sequences can be called up with a 5-digit number. The programs in this program sequence run automatically one after the other. If the electrodes have to be replaced the automatic sweep stops. After having changed the electrode placement the program sweep is restarted. These program sequences can be called up in the display in alphabetical order or according to categories.

## What is new?

- Low deep frequency range from 1 to 25 hertz
- Approximately 150 new programs in the low deep frequency range
- Further therapy module integrating a 2<sup>nd</sup> input channel
- Large colour display
- Program search function
- Filling of input and output cup and placement of electrodes shown in the display
- Stored program sequences (proven useful program combinations)
- Possibility to store individual program sequences
- Possibility to enter six programs in sequence with pause function to change the placement of the electrodes
- Extending the DMI therapy time up to 36 minutes
- Stored substance complexes
- Decreasing amplification sweep
- Symmetrically increasing and decreasing amplification sweep
- EAP display illuminated with coloured fields clearly indicating the test ranges
- Cable test socket on the front side of the BICOM **optima**
- BICOM feet serving as cable holders
- Hidden handle on the underside of the BICOM **optima**
- Memory card slot (for later updates)
- USB port for computer connection
- Possibility to connect an external keyboard
- Automatic signal intensity level for the Multisoft Pilot
- Multisoft Pilot software (to operate the Bicom device from your computer including administration of patients data and EAP test charts)

The BICOM optima includes all the know-how of more than 30 years experience in the Bioresonance Method. More than 1000 stored therapy programs and over 220 useful program combinations for the different medical fields make it especially easy to start with the Bioresonance Therapy.

## Five therapy modules

The BICOM optima offers five therapy modules:

### 1. Basic module – therapy with the body's and substances own frequency patterns:

The frequency patterns of the patient, of secretions or excretions, of substances (such as pollen, viruses, heavy metals etc.) are transferred to the Bicom device via the input. Depending on the clinical picture and Bicom program these frequency patterns are modulated into therapeutic frequency patterns and returned to the patient using the output electrode.

**NEW** 135 new programs in the low deep frequency range of 1–25 hertz. Thereby for instance making it possible to regulate and remove blockages on the coordination level which could not be reached so far with the Bioresonance Therapy.

### 2. Magnetic field module:

Dynamic multi-impulse therapy (DMI) for an energetic regulation. This therapy module enables you to amplify or attenuate your patient energetically. This magnetic field therapy can be used alone or simultaneously with the other therapeutic possibilities.

### NEW 3. Stabilising module (channel 2):

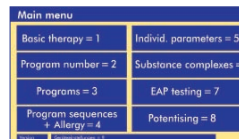
This module enables you to apply the information of stabilising substances simultaneously with the therapy using the body's own frequency patterns. In this way the stressed organ systems are stabilised and supported in a time saving way.

### NEW 4. Substance-complex-module:

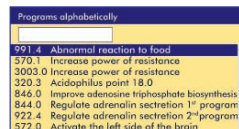
Stored frequency patterns of more than 400 therapeutic agents. They can be used to support the therapy with the body's own frequency patterns administered to your patient.

### 5. Potentiation module:

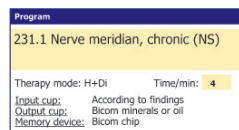
This analogous potentiation module enables you to test and treat analogous potencies of any substance (such as patient's own blood, stool, allergen etc.).



Display: Main menu



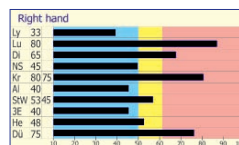
Display: Program list in alphabetical order



Display: Program sequences



Display: Substance complexes

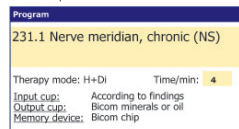



Display: EAP test values



Display: Placement of the input electrodes

Display: Filling of the input and output beaker





# 1 Colour display

## Main menu:

Using the keypad you can call up each menu number:

## Basic therapy = 1

When you enter "1" using the keypad you will get a selection of basic therapies. A basic therapy is an unspecific therapy which balances the energy and is a preparation for specific follow-up programs.

## Program number = 2

When you press "2" you can enter the requested program number and call up the program.

## Programs = 3

This pushbutton enables you to call up and select all follow-up programs either in alphabetical order or according to special medical fields.

## Program sequences + allergy = 4

Here program sequences have been stored. The program sequences are useful program combinations. You can also select different allergy programs using this menu.

## Individual parameter = 5

The therapist has the possibility to create his own programs and to store them under his own program number. For this he is offered individual program parameters.

## Substance complex = 6

You can call up more than 400 digitally stored substance complexes in alphabetical order or according to categories (medical fields).

## Electroacupuncture test (EAP) = 7

Indicates electroacupuncture points and the measured values.

## Potentiation = 8

Here you can call up a potentiation program. With this program you can test and treat analogous potencies of any substance.


## Window for the placement of electrodes in the display

You can call up the placement of electrodes in the display for each stored therapy program. For the majority of the programs you can also see photos showing the placement of electrodes.

## Input and output cup

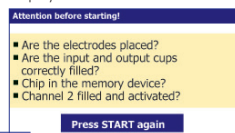
The filling of the input and output cup for each program and each program sequence is shown in the display.

## Reminder before starting the therapy program



Display: Placement of the output electrode

Display: Control window

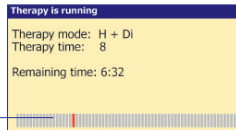


## 2 Bandpass/frequency band

The Bicom device has a bandpass. This means that during the therapy only a certain frequency range can pass through. You can see on the frequency band in which frequency range the therapy takes place.

### Frequency band for the low deep frequency range

When a program in the low deep frequency range is running the frequency band indicating the frequency is shown in the display.



Display: Low deep frequency program with frequency band

## 3 Hand plate electrode, in the photo as input electrode

## 4 Input cup for the body's own secretions and excretions, stressing substances such as allergens, heavy metals etc.

**NEW**

## 5 Test honeycomb to fill with stabilising substances for the 2<sup>nd</sup> input channel

**NEW**

## 6 Switch to activate the 2<sup>nd</sup> input channel

## 7 Modulation mat

The modulation mat is the output electrode which includes a flat spool. This modulation mat is placed on the patient's body. A special electronic circuit transfers the therapeutic information to the modulation mat and builds up a magnetic field with an extremely deep effect. In addition the amplifying or attenuating Dynamic Multi-Impulse therapy (DMI) is applied using this mat.

## 8 Output cup

The therapeutic frequency patterns also can be stored on carrier substances to prolong the therapy. For this the therapist puts Bicom oil (apply superficially) or Bicom minerals (administer orally) into the output cup.

## 9 Chip memory device

To prolong the therapy between treatments the therapeutic frequency patterns and the Dynamic Multi-Impulse therapy (DMI) can also be stored on a BICOM chip. This chip is affixed on an appropriate part of the body after the treatment.

## 10 Magnetic field therapy (DMI)

Operating controls for the amplifying or attenuating Dynamic Multi-Impulse therapy.

## Electroacupuncture testing

### 11 Electroacupuncture test part and equipment

The energetic situation of the individual acupuncture meridians is displayed in physically measured terms with the help of the electroacupuncture test part and the test equipment. In this way the therapist can gather information on organ systems that are in disorder.

### 12 EAP display

The EAP display is illuminated and there are coloured fields clearly indicating the test ranges. The test range for the corresponding basic therapies according to the conductance value is indicated in such a way that you can immediately determine which basic therapy is needed by your patient. In addition you can test stressing substances and medication.

### 13 Printer

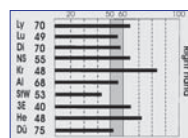
The tested values can be printed out in a small format using the printer.



**NEW**

### 14 Multisoft Pilot software

With the integration of the Multisoft Pilot software the therapist can decide whether he wants to operate his BICOM **optima** using the Pilot software via an external computer. The Multisoft Pilot software also contains a patients data management and enables you to print out EAP test values for your patient.



Example print-out from printer

### 15 Test socket for the cable test

With this socket you can check whether the black input or the red output cables are working properly.



As in homeopathy, acupuncture and other naturopathic treating methods the Bicom Bioresonance Method belongs in the field of experience based methods. The fundamental principles are confirmed through the newest findings in quantum physics and bio physics, however this is at the moment not accepted in the prevailing medical school of thought.

## REGUMED GmbH

Hans-Cornelius-Straße 4  
82166 Gräfelfing, Germany  
Phone +49 - 89 - 854 61 01  
Fax +49 - 89 - 854 61 03  
[info@regumed.com](mailto:info@regumed.com)  
[www.bicom-optima.com](http://www.bicom-optima.com)